

# SLOPE

SUSTAINABLE SHOWER TRAY

# KRION SHELL®

Krion Shell® is an Engineered Mineral Composite developed in-house by Krion. It consists of two parts: a structural inner core, made primarily of minerals (dolomite) with an eco-friendly resin binder, and a solid uniform outer surface made of mineral materials (ATH) and resins.

## 3/4 MINERALS

Most of the inner core of Krion Shell® is made of minerals (dolomite) found in abundance on the planet.



## 1/4 ECO-FRIENDLY RESINS

To bind the minerals, an eco-friendly resin is used, made of waste plastic. By using recycled PET plastics, waste materials are given a new life and a circular economy is promoted in the creation of Krion Shell®, minimizing the consumption of the planet's resources.



SCS Global Service, a leading North-American independent environmental certification agency, verifies and guarantees that all certified products made of Krion Shell® contain at least 5% recycled waste plastic in their composition, hence contributing to more sustainable, environmentally-friendly manufacturing processes.



**At least 5% waste plastic is used in its total composition**



# SLOPE

## SHOWER TRAY

Wide variety of formats, adaptable on site.

Its ultra-fine thickness of 3cm allows surface or recessed installation, so that users can enter and leave the shower without difficulty.

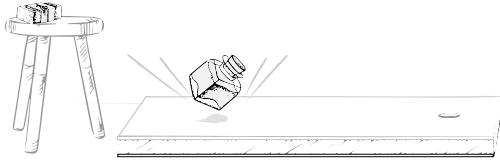
Its large 90mm drain allows very easy water drainage. Stainless Steel cover.

Available in two different textures, Class I and Class III, and five colours.

made with  
**KRION SH@LL®**

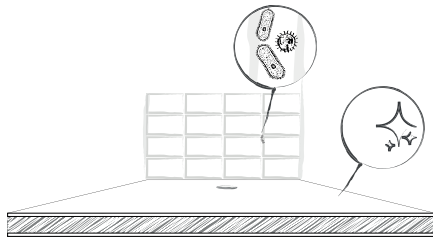
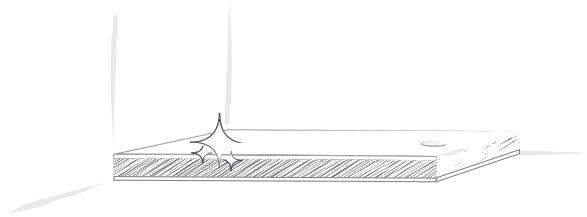


# Functional



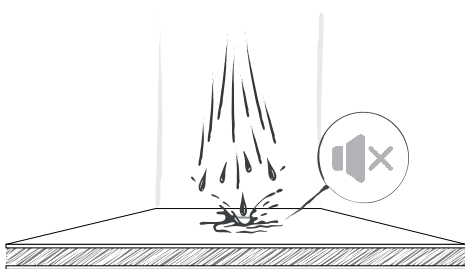
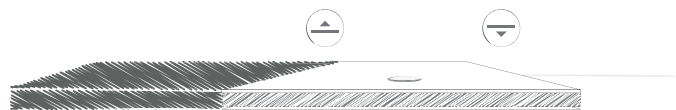
SLOPE is **impact resistant**, and offers the possibility of repair if necessary.

The advanced covering gives the shower tray unique properties such as **easy cleaning** and maintenance, which helps to reduce the time necessary for daily hygiene.



Additionally, the absence of joints **prevents the proliferation of bacteria** on the shower tray, an ideal characteristic for use in high transit areas.

Its **reduced thickness** allows surface or recessed installation, so that entering and leaving the shower is easy, even for people with reduced mobility, and allows the installation of any kind of shower screen on its edge.



Due to its composition, it has **sound absorption properties**, therefore the water falling on the shower tray makes minimal noise, allowing relaxed, peaceful atmospheres to be created.




## Textures and finishes



CLASS I  
UNE ENV 12633-2003

Resistance to slipperiness



CLASS III  
UNE ENV 12633-2003

High resistance to slipperiness



White



White



Graphite



Grey



Beige



Taupe

The Silk texture is smooth, and its anti-slip performance is better than other types of shower tray. Other shower trays must add extra anti-slip elements to provide this property, causing hygiene and cleaning problems.

The Concreto texture has one of the highest anti-slip values, which along with easy cleaning make the choice of this texture highly recommended for high transit spaces and use by people with reduced mobility and children.

## Inox · Black



Trim available in black and inox.



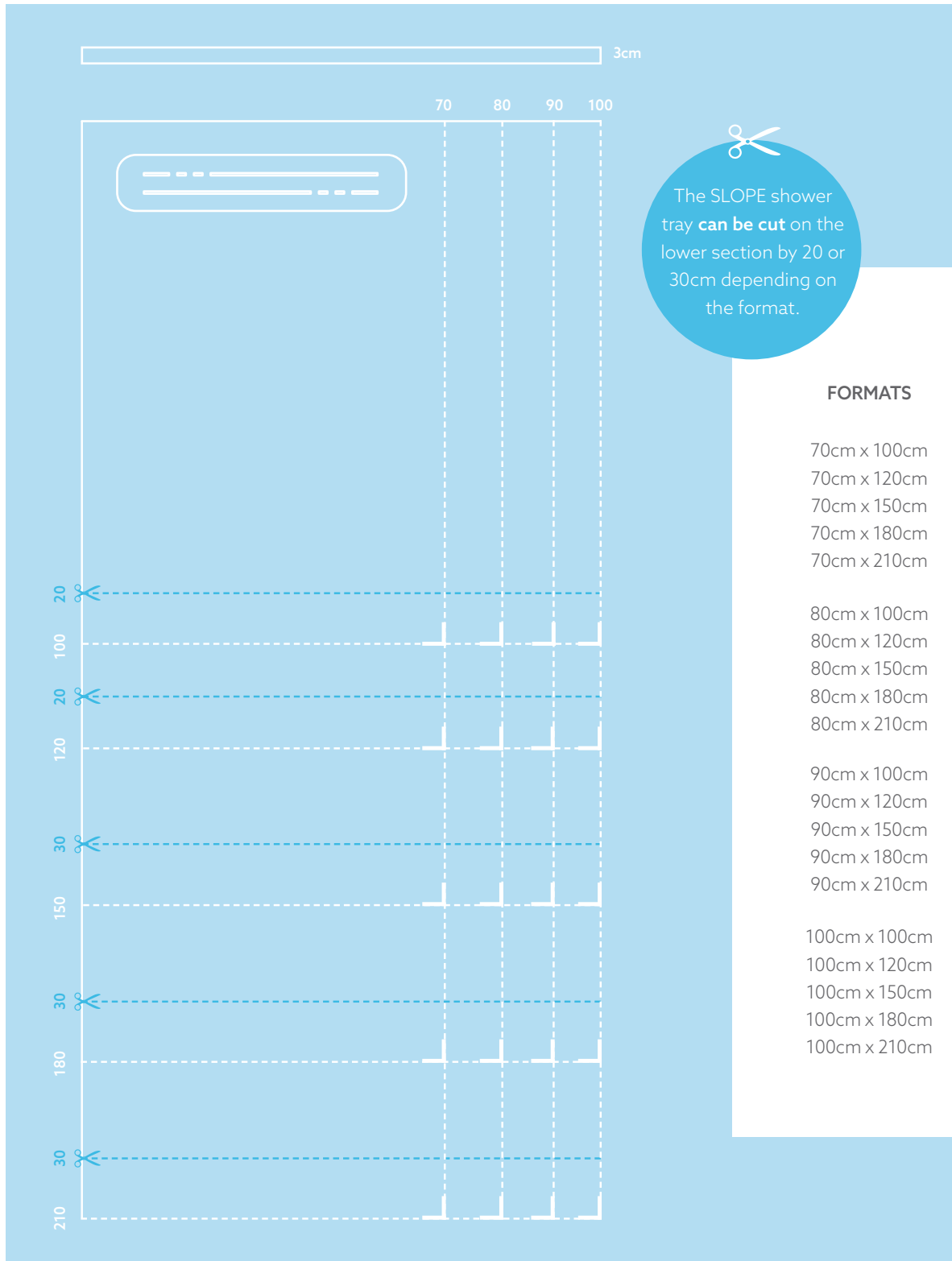
Inox



Black

# Wide variety of formats with the possibility of adaptation

In addition to being available in a wide variety of formats, in case of requiring a special length, the SLOPE shower tray is supplied already cut, or can be cut on site, to adapt to the needs of the client.





**KRION**<sup>®</sup>  
PORCELANOSA BATHS

Ctra. Villarreal-Puebla de Arenoso (CV20) Km 1 · 12540 VILA-REAL (CASTELLÓN) SPAIN  
PO/BOX. 372 - Tel: (+34) 964 50 64 64 Fax. (+34) 964 50 64 81  
[krion@krion.com](mailto:krion@krion.com) / [www.krion.com](http://www.krion.com)