

S+Line

Enclosure



SYSTEMPOOL
PORCELANOSA Grupo

S+Line

S+Line 9/9



S+Line 9B



S+Line 9B C+5B



S+Line 9/9B



S+Line



S+Line 9



S+Line 9C+5



S+Line 9+



Characteristics



8mm tempered glass

As with other SP enclosures, the glass used for the YOVE collection complies with the EN-12150 standard on safety glass.



System-Glass

Exclusive SP system by which water runs quickly throughout the glass surface, extending its clean and bright appearance. It reduces lime, soap foam, and bacteria deposits.



Premium height
2000 mm

SP screens stand out above others. Their slim and slender look, thanks to a maximized height, is also a plus in comfort much appreciated by taller people.



Organically inspired

S+LINE reflects new trends in design. Aluminium's conventional straight edges have been replaced with gentler, more **sinuous shapes**, inspired by nature and developed using state-of-the-art 3D techniques. The outcome is a perfect **combination of technology and design**, conceived to blend discretely into the rest of the bathroom.



EXTRA-FLAT
SLIDING GLASSES



User friendly

Everything about the S+LINE shower enclosure has been conceived to take into account space savings and the needs of its everyday users. Two good examples are its **extra-flat sliding doors**, providing the widest possible opening, and its **compact organic profile**, incorporating one of the most advanced roller systems on the market in this small space.



SOFT CLOSING
SLIDING DOOR



Invisible technology -

As with the natural world, where superior solutions to environmental problems often go unnoticed, so the S+LINE shower enclosure's gentle minimalist design conceals innovative solutions, like its **extra-smooth rails** or the **SoftClose opening and closing mechanism**.



SOFT CLOSE SYSTEM



Maximum safety & Ergonomics

The S+LINE shower enclosure meets all the fundamental criteria of SYSTEMPOOL's range of shower enclosures. A new **removable system of rails** facilitates the day-to-day glass cleaning process. Its **8mm-thick** extra-tough safety glass comes factory treated with a **SYSTEM-GLASS** protective coating, reducing the amount of the dirt and lime scale that build up.



EASY CLEAN

Technical data

Formats

SHOWER					BATH			
2 WALLS		3 WALLS			2 WALLS		3 WALLS	
S-LINE 5	S-LINE 9C	S-LINE 9	S-LINE 9/9	S-LINE 9+	S-LINE 9B C	S-LINE 5B	S-LINE 9B	S-LINE 9/9B
70	100	100	160	140	140	70	140	160
75	110	110	170	150	150	75	150	170
80	120	120	180	160	160	80	160	180
90	130	130	190	170	170	90	170	190
	140	140		180	180		180	
	150	150			190		190	
	160	160						
	170	170						
	180	180						

Finishes

6 mm Tempered glass



Transparent



Matt



Grey

Serigraphy



LINE



DECO



Bronze



Black Mirror

SystemGlass

Easy clean treatment



FILO




OPAL

Profiles



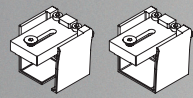
High gloss anodized

Top Guide



High gloss anodized

Fittings



wall bracket



Chrome



bearing



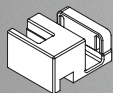
Chrome



handle



Chrome



lower door



Chrome



guide-glass joint piece



Chrome

Manufacturing leadlines

Standard

15 days

Special formats and screen-printed patterns

21 days



8MM TEMPERED
GLASS



SYSTEM-GLASS



PREMIUM HEIGHT
2000 MM



EXTRA-FLAT
SLIDING GLASSES



SOFT CLOSING SLIDING
DOOR



SOFT CLOSE SYSTEM



EASY CLEAN



SYSTEMPOOL
PORCELANOSA Grupo

SYSTEMPOOL, S.A. - Ctra. Villarreal-Puebla de Arenoso, Km 1 / P.O. / Box 372 - 12.540 VILLARREAL (Castellón) - SPAIN
Tel: +34 964 50 64 64 - Fax Nac. 964 50 64 81 - Fax Exp. +34 964 50 64 80 / E-mail: system-pool@system-pool.com - www.system-pool.com