

NATURAL

WORKTOPS

KRION SHELL®

KRION SHELL®

Krion Shell® is an Engineered Mineral Composite developed by Krion Porcelanosa Grupo, composed of two parts. A structural body consisting mainly of minerals (dolomites) bonded with Eco Resin, and a solid and homogeneous outer layer also composed of mineral (ATH) and resin.

3/4 MINERAL

Most of the base body of Krion Shell® is made up of minerals, abundant on Earth (dolomite).



1/4 ECO RESIN

An Eco Resin made from plastic waste is used to bind the minerals together. With the use of recycled PET, waste is given a new life, committing to a circular economy for the creation of Krion Shell®, minimising the consumption of the planet's resources.



SCS Global Service, an independent North American entity and leader in environmental certification, verifies and guarantees that all certified Krion Shell® products contain a minimum of 5% recycled plastic waste in their total composition, thus making production more sustainable and environmentally friendly.



Uses a minimum of
5% plastic waste in its
total composition



Mineral origin

75% of its composition is mineral.



Sustainable

Not only does it contain a minimum of up to 5% recycled material, but it is also a strong, durable product with a long life cycle.



Impact resistance

Krion Shell® is able to withstand incredible resistance to common bathroom impacts.



Stain resistance

Its zero porosity makes it more resistant to stains, even those that have been there for a long time.



Safe

Krion Shell® is proven under strict tests to certify that it is a safe product, free of hazardous components.



Easy cleaning

Its easy cleaning means you save on time and you save on cleaning products.



Repairable

In the unlikely event of damage to the surface it can be repaired by means of a special kit.





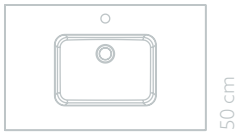
Natural 150 Towel Rail Worktop White

WORKTOPS

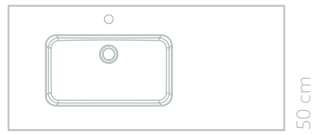
Natural worktops are made of Krión Shell® with In Mold Connection technology to ensure extra impact resistance.

SIZES

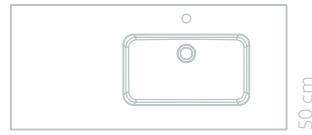
Available in sizes 80, 110, 120 and 150 with 120-mm skirt, with or without towel rail, and self-supporting installation.



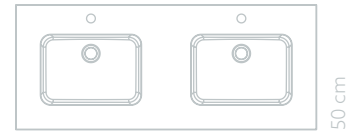
80 x 50 cm
Depth: 12 cm



110 x 50 cm · Left
Depth: 12 cm



110 x 50 cm · Right
Depth: 12 cm



120 x 50 cm
Depth: 12 cm



150 x 50 cm
Depth: 12 cm



Skirt
12 cm



Towel rail
12 cm



Natural 150 White Worktop

TRIM

Availability of adding a trim to the worktop. Made of the same material, and available in the same colours (white and graphite) and textures.





Natural 110 Left Graphite Worktop · Natural Unit 80+30 · Lite 40 Mirror

COLOURS · TEXTURE

Available in two colours, a classic ultra-luminous white, that fills the bathroom with light, and a graphite black that brings a touch of class to our room.

The matt Rock texture covers the entire worktop, except for the inside of the basin, which has been given a smooth matt finish.



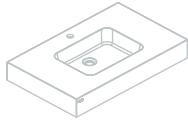
Texture Rock · Graphite



Texture Rock · White

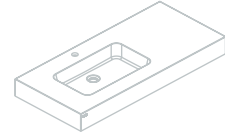
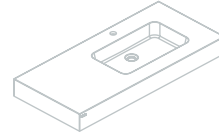
COMPATIBILITY

Natural worktops are compatible with different furniture, offering a variety of options for any bathroom.



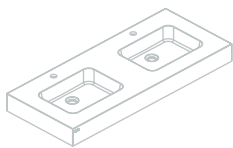
Worktop 80 x 50 · 12h

RAS	Wall-unit 80
WAVE	Unit 80
NEST	Unit 80
SMART	Unit 80 1C
	Unit 80 2C
ONE	Unit 80
	Unit 80 1C
NATURAL	Unit 80 2C
	Wall-unit 80



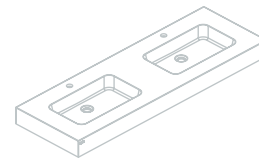
Worktop 110 x 50 · 12h (right · left)

RAS	Wall-unit 110
	Wall-unit 80+30
WAVE	Unit 110
SMART	Unit 110 1C (right)
	Unit 110 2C (right)
ONE	Unit 110 1C (left)
	Unit 110 2C (left)
NATURAL	Unit 110
	Unit 80+30 1C
NATURAL	Unit 80+30 2C
	Wall-unit 80+30



Worktop 120 x 50 · 12h

RAS	Wall-unit 61+61
NEST	Unit 120
ONE	Unit 120
NATURAL	Unit 60 2C
	Wall-unit 60



Worktop 150 x 50 · 12h

RAS	Wall-unit 2x61+30
WAVE	Unit 150
SMART	Unit 150 2C
	Unit 150 4C
ONE	Unit 150
	Unit 75 1C
NATURAL	Unit 75 2C
	Wall-unit 75

KRION

PORCELANOSA Grupo

Ctra. Villarreal-Puebla de Arenoso (CV20) Km 1 · 12540 VILA-REAL (CASTELLÓN) SPAIN
PO/BOX. 372 - Tel: (+34) 964 50 64 64 Fax. (+34) 964 50 64 81
krion@krion.com / www.krion.com