

WORK TOPS

2022 Collection



Porcelanosa



2022 WORKTOP COLLECTION

published by Krion Solid Surface S.A.U.

Editor-in-Chief

Krion Solid Surface S.A.U.

Content Manager

Krion Solid Surface S.A.U.

Editor

Krion Solid Surface S.A.U.

Graphic designers

Krion Solid Surface S.A.U.

Photography / 3D Design

Krion Solid Surface S.A.U.

Cover

Photographic ambience consisting of:
100289419 - 100x50 White One unit
100276114 - 100x50 Gloss One Worktop
100267641 - 80x60 Aro Air mirror

Print shop

La Imprenta Comunicación Gráfica, S.L.
laimprenta@laimprentacg.com

Krion Solid Surface S.A.U

Ctra. Vila-real - Puebla de Arenoso (CV20) Km 1
12540 VILA-REAL (CASTELLÓN) SPAIN
Tel: (+34) 964 50 64 64
krion@krion.com / www.krion.com

Content

8

Smart

24

Nest

34

Kole

50

Ras

60

One

80

Spirit

96

Natural Top

104

Natural



Personalise your bathroom

Adapt it to suit your style.
Make it a customised
place, a place of your own

ONE WORKTOP

Worktop made of Krion Shell® with gloss finish

Size

150 x 50 x 16.6 cm

SAP

100233178

WAVE UNIT

Walnut wood drawer inspired by the undulating waves of the sea

Size

150 x 50 x 40 cm

SAP

100278196

EXTRAS

Siphon

Chrome bottle - 100106045

Drain

Click w/inset black valve - 100278933

Trim

Black D25 - 100279136

We spend an average of two years of our lives in the bathroom. Don't let it become a place of passage, dull and lifeless. Although it is true that bathrooms are the most functional room in the house, this does not necessarily mean that they have to become a cold place, without style.

Personalising interiors means adapting a person's lifestyle and way of interacting with others and their tastes and needs to the different elements that make up their home. From the distribution of space to the choice of materials or the colours of the walls, floors and furniture; everything can be personalised. Interior design can be a clear reflection of our identity and, at the same time, it can evoke countless emotions.

For all these reasons, Krion Porcelanosa Bath has developed a whole range of bathroom elements in different formats, textures and colours that can be combined with each other and turn the bathroom into a space that is fully customised to your needs.



Krion® Solid is mainly composed of high purity white mineral (ATH). This gives the material hardness and resistance, and a unique feel.



100% recyclable



Easy to clean



Highly resistant to
chemical attack



Single piece



Ultra-White



Anti-bacterial



Compact mineral

KRION® SOLID

Natural style, a pleasant touch and resistance are among its main characteristics

The Krion® Solid bathroom series are made entirely with the Krion® Solid surface, which makes it possible to achieve monolithic pieces ranging from straight and symmetrical designs to curved and oval designs, while maintaining a uniform style that offers excellent visual continuity.

Thanks to the pure white of Krion® Solid, bathrooms with a natural style and a pleasant texture can be achieved, as well as numerous technical benefits, such as resistance. Each series has its own distinct character, but always has design and exclusivity at its core.





Smart

Its oval design adds a touch of personality to your bathroom

SMART WORKTOP

Worktop made of Krion® Solid

Size

80 x 50 x 14.5 cm

SAP

100233178

Smart worktop made of Krion® Solid and wooden wall unit in different finishes.

The oval inset washbasin unit, consisting of one or two basins, has an integrated overflow. It can be installed independently or accompanied by a wall-mounted unit with large, single or double pull-out drawers, and finishes in Taupe Oak, Ash Oak, Deep Blue, White and Beige wood.

The Smart series also includes as an option a metal chassis with shelf in lacquered wood or metal. It is designed to be installed quickly, and its maintenance is easy and straightforward; all this, without foregoing aesthetics and functionality.





1 MIRROR K

Mirror with solid wood frame

Size

50 x 110 cm

SAP

100144778

2 SMART WORKTOP

Worktop made of Krion® Solid

Size

110 x 50 x 14.5 cm - right-hand side

SAP

100233169

*** EXTRAS**

Siphon

Round KR chrome - 100106048


Drain

w/inset chrome pulse valve - 100290210

Chassis

Smart for installation - 100243190





① **PURE MIRROR**

Mirror with black finish frame

Size

55 x 82 cm

SAP

100222151

② **SMART WORKTOP**

Worktop made of Krion® Solid

Size

150 x 50 x 14.5 cm - double basin

SAP

100234872

③ **SMART CHASSIS**

Chassis with black metal finish

Size

150 x 50 cm

SAP

100233169

* **EXTRAS**


Siphon

Round KR chrome - 100106048

Drain

w/inset chrome click valve - 100106052







1

1 ONE MIRROR

Mirror with light frame

Size

35 x 100 cm

SAP

100278896

2 SMART WORKTOP

Worktop made of Krypton® Solid

Size

110 x 50 x 14.5 cm - left-hand side

SAP

100233215

3 SMART UNIT

White lacquered wooden cabinet with large pull-out drawers

Size

110 x 50 x 55 cm - left-hand side

SAP

100292440

*** EXTRAS**

Siphon



Round KR chrome - 100106048


Drain

w/inset white click valve - 100143559

2

3





① **ARO AIR MIRROR**

Mirror with black finish frame

Size

Ø60 x 3 cm

SAP

100267566

② **SMART WORKTOP**

Worktop made of Krion® Solid

Size

61 x 50 x 14.5 cm

SAP

100256407

③ **ONE UNIT**

Drawer in vulcano grey tone with soft close and metal handle

Size

61 x 50 x 35 cm

SAP


100277875

* **EXTRAS**

Siphon

Space saver w/chrome drain - 100278927







1

① LITE MIRROR

Mirror with polished edge

Size
60 x 70 cm

SAP
100297346

② SMART WORKTOP

Worktop made of Krion® Solid

Size
110 x 50 x 14.5 cm - right-hand side

SAP
100233169

③ WAVE UNIT

Oak wood drawer inspired by the undulating waves of the sea

Size
110 x 50 x 40 cm

SAP
100278217

* EXTRAS

Siphon
Chrome bottle - 100106045

Drain
w/inset white click valve - 100143559

2

3



1

2

3



① **MOON MIRROR**

Mirror with TOUCH sensor for switching the lighting on and off, and anti-fogging system

Size

82 x 55 cm

SAP

100293286

② **SMART WORKTOP**

Worktop made of Krion® Solid

Size

110 x 50 x 14.5 cm - left-hand side

SAP

100233215

③ **NATURAL UNIT**

Drawer in walnut finish, consisting of two pieces (one 80 cm drawer and one 30 cm drawer)

Size

110 x 50 x 25.5 cm

SAP

100298428 (30 cm) - 100298462 (80 cm)

④ **NATURAL COLUMN**

Walnut cabinet with door without handle and 4 glass shelves inside

Size

32 x 24 x 131.5 cm

SAP

100298511

* **EXTRAS**

Siphon

Space saver w/chrome drain - 100278927

Smart

Compatibilities



Size
61 x 50 x 14.5 cm

SAP
100256407

WAVE

Unit Wave 61
100278207 (*black walnut*)
100278240 (*mist oak*)

SMART

Unit Smart 61 2C
100256593 (*taupe-coloured oak*)
100256465 (*ash-coloured oak*)
100264543 (*deep blue*)
100264541 (*beige*)
100292433 (*white*)

Chassis Susp. Smart 61
100277852

ONE

Unit One 61
100277875 (*vulcano grey*)
100289460 (*white*)

NATURAL

Unit Natural 60 2C
100298463 (*walnut origin*)
100298514 (*oak med.*)



Size
80 x 50 x 14.5 cm

SAP
100233178

WAVE

Unit Wave 80
100278208 (*black walnut*)
100278222 (*mist oak*)

SMART

Unit Smart 80 1C
100233239 (*taupe-coloured oak*)
100233226 (*ash-coloured oak*)
100292404 (*white*)

Unit Smart 80 2C
100233237 (*taupe-coloured oak*)
100233218 (*ash-coloured oak*)
100253785 (*deep blue*)
100264499 (*beige*)
100292399 (*white*)

Chassis Susp. Smart 80
100243176

ONE

Unit One 80
100277911 (*vulcano grey*)
100289452 (*white*)

NATURAL

Unit Natural 80 1C
100298462 (*walnut origin*)
100298481 (*oak med.*)

Unit Natural 80 2C
100298490 (*walnut origin*)
100298500 (*oak med.*)



Size
110 x 50 x 14.5 cm - left-hand side

SAP
100233215



Size
110 x 50 x 14,5 cm - right-hand side

SAP
100233169



Size
150 x 50 x 14.5 cm

SAP
100234872

WAVE

Unit Wave 110
100278215 (black walnut)
100278217 (mist oak)

WAVE

Unit Wave 110
100278215 (black walnut)
100278217 (mist oak)

WAVE

Unit Wave 150
100278196 (black walnut)
100278233 (mist oak)

SMART

Unit Smart 110 1C · left
100233254 (taupe-coloured oak)
100233264 (ash-coloured oak)
100253783 (deep blue)
100274462 (beige)
100292421 (white)

SMART

Unit Smart 110 1C · right
100233238 (taupe-coloured oak)
100233263 (ash-coloured oak)
100253795 (deep blue)
100274425 (beige)
100292368 (white)

SMART

Unit Smart 150 2C
100234871 (taupe-coloured oak)
100234890 (ash-coloured oak)
100292397 (white)

Unit Smart 110 2C · left
100233253 (taupe-coloured oak)
100233270 (ash-coloured oak)
100292440 (white)

Unit Smart 110 2C · right
100233245 (taupe-coloured oak)
100233219 (ash-coloured oak)
100292405 (white)

Unit Smart 150 4C
100234891 (taupe-coloured oak)
100234862 (ash-coloured oak)
100292425 (white)

Chassis Susp. Smart 110
100243128

Chassis Susp. Smart 110
100243128

Chassis Susp. Smart 150
100243183

ONE

Unit One 110
100277892 (vulcano grey)
100289428 (white)

ONE

Unit One 110
100277892 (vulcano grey)
100289428 (white)

ONE

Unit One 150
100277876 (vulcano grey)
100289462 (white)

NATURAL

Unit Natural 110 1C (80+30)
100298462 · 100298428 (walnut origin)
100298481 · 100298482 (oak med.)

NATURAL

Unit Natural 110 1C (80+30)
100298462 · 100298428 (walnut origin)
100298481 · 100298482 (oak med.)

NATURAL

Unit Natural 75 1C
100298495 (walnut origin)
100298474 (oak med.)

Unit Natural 110 2C (80+30)
100298490 · 100298512 (walnut origin)
100298500 · 100298513 (oak med.)

Unit Natural 110 2C (80+30)
100298490 · 100298512 (walnut origin)
100298500 · 100298513 (oak med.)

Unit Natural 75 2C
100298503 (walnut origin)
100298480 (oak med.)



Nest

Its asymmetrical shapes allow water to flow naturally

Nest features softly rounded lines, inspired by asymmetrical shapes with an exquisite presentation, where the design flows smoothly and naturally, just like water.

This meticulous design with no corners makes maintenance and cleaning quick and easy, increasing its durability. It has a practically imperceptible perimeter ridge that promotes hygiene and prevents splashing.

The series consists of several elements and materials that are combined to offer a wide range of options: worktops, cabinets, metal chassis and accessories, with Krion® Solid finishes on the worktops and lacquered in White or Black on the remaining elements. Available in sizes 61 x 50, 80 x 50, 120 x 50 and 152 x 50 cm.

The Nest worktop does not require a chassis for assembly, making it very easy to install, and the sink has an integrated high-capacity overflow for quick emptying of water.

NEST WORKTOP


Worktop made of Krion® Solid with perimeter edging

Size

120 x 50 x 14.7 cm

SAP

100240529





① NEST MIRROR

Mirror in white with anti-fogging system and dimmer to regulate the light intensity

Size

120 x 70 x 4.5 cm

SAP

100243329

② NEST WORKTOP

Worktop made in Krion® Solid with perimeter edging

Size

120 x 50 x 14.7 cm

SAP

100240529

③ NEST CHASSIS

Black lacquered metal chassis with bottom shelf made of Krion® Solid

Size

120 x 46 x 84 cm

SAP

100243175

* EXTRAS

Siphon

Round KR chrome - 100106048

Drain

Pulse valve w/chrome inset - 100290210

① **NEST MIRROR**

Mirror in white with anti-fogging system and dimmer to regulate the light intensity

Size

120 x 70 x 4.5 cm

SAP

100243329

② **NEST WORKTOP**

Worktop made in Krion® Solid with perimeter edging

Size

120 x 50 x 14.7 cm

SAP

100240529

③ **NEST UNIT**

White lacquered drawer with black finish metal handle

Size

120 x 50 x 40 cm

SAP

100242989

④ **NEST CHASSIS**

Black lacquered metal chassis with bottom shelf in Krion® Solid

Size

120 x 46 x 84 cm

SAP

1100243175

* **EXTRAS**


Siphon

Round KR chrome - 100106048

Drain

Click valve w/chrome inset - 100106052







1

2

3



① **NEST MIRROR**

Black mirror with anti-fogging system and dimmer to regulate the light intensity

Size

61 x 70 x 4,5 cm

SAP

100243383

② **NEST WORKTOP**

Worktop made in Krion® Solid with perimeter edging

Size

152 x 50 x 14.7 cm

SAP

100240571

③ **NEST UNIT**

Black lacquered drawer with black finished metal handle

Size

152 x 50 x 40 cm

SAP

100243022

④ **NEST COLUMN**

Wall mounted column in black and white

Size

35 x 120 x 24 cm

SAP

100243630

* **EXTRAS**

Siphon


Round KR black - 100278932

Drain

Click valve w/black inset - 100278933

Nest

Compatibilities



Size
61 x 50 x 14.7 cm
SAP
100240277

NEST

Unit Nest 61
100243024 (white)
100243007 (black)

Chassis Nest 61
100243139 (black and white)



Size
80 x 50 x 14.7 cm
SAP
100240572

NEST

Unit Nest 80
100243053 (white)
100243013 (black)

Chassis Nest 80
100243127 (black and white)



Size

120 x 50 x 14.7 cm

SAP

100240529

NEST

Unit Nest 120

100242989 (white)

100242949 (black)

Chassis Nest 120

100243175 (black and white)



Size

152 x 50 x 14.7 cm

SAP

100240571

NEST

Unit Nest 152

100243006 (white)

100243022 (black)

Chassis Nest 120

100243157 (black and white)



Size

152 x 50 x 14.7 cm

SAP

100240569

NEST

Unit Nest 152

100243006 (white)

100243022 (black)

Chassis Nest 120

100243157 (black and white)



Kole

Series that adds a minimalist touch to your bathroom

KOLE WORKTOP

Worktop made of Krion® Solid

Size

80 x 50 x 12.5 cm

SAP


100220433

Krion has used basic geometric shapes to create the Kole worktop collection.

Simple and practical. Available with built-in overflow.

Compatible with Wave, Nest, Smart, One and Natural units, making it perfect for fully personalising your bathroom.





① LITE MIRROR

Mirror with polished edge

Size

40 x 70 cm

SAP

100297336

② KOLE WORKTOP

Worktop made of Krion® Solid

Size

80 x 50 x 12.5 cm

SAP

100220433

*** EXTRAS**

Siphon

Round KR chrome - 100106048

Drain

Click valve w/chrome inset - 100106052



1 PURE MIRROR

Mirror with black finish frame

Size

Ø82 cm

SAP

100222160

2 KOLE WORKTOP

Worktop in Krion® Solid

Size

80 x 50 x 12.5 cm

SAP

100055782

3 SMART UNIT

Unit in ash oak wood with large pull-out drawers

Size

80 x 50 x 34.5 cm

SAP

100233226

*** EXTRAS**

Siphon

Chrome bottle - 100106045

Drain

Click valve w/o chrome inset - 100143621





① **LITE PLUS MIRROR**

Mirror with polished edge, lighting and anti-fogging system

Size

120 x 70 cm

SAP

100297422

② **KOLE WORKTOP**

Worktop made of Krion® Solid

Size

150 x 50 x 12.5 cm - double basin

SAP

100055786

③ **WAVE UNIT**

Walnut wood drawer inspired by the undulating waves of the sea

Size

150 x 50 x 40 cm


SAP

100278196

* **EXTRAS**

Siphon

Space saver w/chrome drain - 100278927





1

2

3



1

1 MOON MIRROR

Mirror with TOUCH sensor for switching the lighting on and off, and anti-fogging system

Size
Ø82 cm

SAP
100298369

2 KOLE WORKTOP

Worktop in Krion® Solid

Size
150 x 50 x 12.5 cm - right-hand side

SAP
100256416

3 ONE UNIT

White lacquered drawer with soft close and metal handle

Size
150 x 50 x 35 cm

SAP
100289462

*** EXTRAS**

Siphon
Round KR chrome - 100106048

Drain
Click valve w/o chrome inset - 100143621

2

3





① **KOLE WORKTOP**

Worktop made of Krión® Solid

Size

150 x 50 x 12.5 cm - left-hand side

SAP

100256418

② **NATURAL UNIT**

Large capacity oak-finish drawer

Size

75 x 50 x 25.5 cm

SAP

100298474

* **EXTRAS**

Siphon

Square KR chrome - 100106046

Drain

Click valve w/o chrome inset - 100143621

1

2



Kole

Compatibilities



Size
61 x 50 x 12.5 cm

SAP
100256460



Size
70 x 50 x 12.5 cm

SAP
100220445

WAVE

Unit Wave 61
100278207 (*black walnut*)
100278240 (*mist oak*)

NEST

Unit Nest 61
100243024 (*white*)
100243007 (*black*)

SMART

Unit Smart 61 2C
100256593 (*taupe-coloured oak*)
100256465 (*ash-coloured oak*)
100264543 (*deep blue*)
100264541 (*beige*)
100292433 (*white*)

ONE

Unit One 61
100277875 (*vulcano grey*)
100289460 (*white*)

NATURAL

Unit Natural 60 2C
100298463 (*walnut origin*)
100298514 (*oak med.*)

**Size**

80 x 50 x 12.5 cm

SAP

100220433

**Size**

100 x 45 x 12.5 cm

SAP

100220461

**Size**

110 x 45 x 12.5 cm - right-hand side

SAP

100220441

WAVE

Unit Wave 80

100278208 (*black walnut*)

100278222 (*mist oak*)

NEST

Unit Nest 80

100243053 (*white*)

100243013 (*black*)

SMART

Unit Smart 80 1C

100233239 (*taupe-coloured oak*)

100233226 (*ash-coloured oak*)

100292404 (*white*)

Unit Smart 80 2C

100233237 (*taupe-coloured oak*)

100233218 (*ash-coloured oak*)

100253785 (*deep blue*)

100264499 (*beige*)

100292399 (*white*)

ONE

Unit One 80

100277911 (*vulcano grey*)

100289452 (*white*)

NATURAL

Unit Natural 80 1C

100298462 (*walnut origin*)

100298481 (*oak med.*)

Unit Natural 80 2C

100298490 (*walnut origin*)

100298500 (*oak med.*)

Kole

Compatibilities



Size

110 x 45 x 12.5 cm - left-hand side

SAP

100220471



Size

130 x 50 x 12.5 cm

SAP

100220480



Size
150 x 50 x 12.5 cm - right-hand side

SAP
100256416



Size
150 x 50 x 12.5 cm - left-hand side

SAP
100256418



Size
150 x 50 x 12.5 cm

SAP
100220444

WAVE

Unit Wave 150
100278196 (*black walnut*)
100278233 (*mist oak*)

WAVE

Unit Wave 150
100278196 (*black walnut*)
100278233 (*mist oak*)

WAVE

Unit Wave 150
100278196 (*black walnut*)
100278233 (*mist oak*)

SMART

Unit Smart 150 2C
100234871 (*taupe-coloured oak*)
100234890 (*ash-coloured oak*)
100292397 (*white*)

SMART

Unit Smart 150 2C
100234871 (*taupe-coloured oak*)
100234890 (*ash-coloured oak*)
100292397 (*white*)

SMART

Unit Smart 150 2C
100234871 (*taupe-coloured oak*)
100234890 (*ash-coloured oak*)
100292397 (*white*)

Unit Smart 150 4C
100234891 (*taupe-coloured oak*)
100234862 (*ash-coloured oak*)
100292425 (*white*)

Unit Smart 150 4C
100234891 (*taupe-coloured oak*)
100234862 (*ash-coloured oak*)
100292425 (*white*)

Unit Smart 150 4C
100234891 (*taupe-coloured oak*)
100234862 (*ash-coloured oak*)
100292425 (*white*)

ONE

Unit One 150
100277876 (*vulcano grey*)
100289462 (*white*)

ONE

Unit One 150
100277876 (*vulcano grey*)
100289462 (*white*)

ONE

Unit One 150
100277876 (*vulcano grey*)
100289462 (*white*)

NATURAL

Unit Natural 75 1C
100298495 (*walnut origin*)
100298474 (*oak med.*)

NATURAL

Unit Natural 75 1C
100298495 (*walnut origin*)
100298474 (*oak med.*)

NATURAL

Unit Natural 75 1C
100298495 (*walnut origin*)
100298474 (*oak med.*)

Unit Natural 75 2C
100298503 (*walnut origin*)
100298480 (*oak med.*)

Unit Natural 75 2C
100298503 (*walnut origin*)
100298480 (*oak med.*)

Unit Natural 75 2C
100298503 (*walnut origin*)
100298480 (*oak med.*)



Ras

Its design provides the worktop with a high degree of functionality

RAS WORKTOP

Worktop made of Krion® Solid

Size

110 x 54 x 12 cm

SAP

100153761

Ras consists of worktops and washbasins made in Krion® Solid, with concealed drain and trim in the same material. The series is completed with a wide range of auxiliary units in different finishes: Natural Walnut, Black Lacquer, Beige Lacquer and White Lacquer.

The combination of these elements gives the Ras series a high degree of functionality and personalisation potential, with a refined style.



① **K MIRROR**

Mirror with solid wood frame

Size

80 x 80 cm

SAP

100144779

② **RAS WORKTOP**

Worktop made of Krion® Solid

Size

80 x 54 x 12 cm

SAP

100153752

③ **RAS UNIT**

Unit in walnut finish, consisting of two drawers and a shelf in the centre

Size

190 x 50 x 30 cm (80x2 + 30 x 50 x 30)

SAP

100193356 (80)

100193373 (shelf)

* **EXTRAS**

Siphon

Round KR chrome - 100106048

Drain

Drain valve w/o chrome inset - 100106053

④ **RAS WORKTOP**


Worktop made of Krion® Solid

Size

152 x 54 x 12 cm

SAP

100153757



1 ARO AIR MIRROR

Mirror with black finish frame

Size

Ø60 x 3 cm

SAP

100267566

2 RAS WORKTOP

Worktop in Krypton® Solid

Size

40 x 20 x 20 x 12 cm - right-hand side

SAP

100153728

3 ONE UNIT

White lacquered cabinet with door and metal handle

Size

40 x 20 x 50 cm

SAP

100289433

*** EXTRAS**

Siphon

Round KR black - 100278932

Drain

Drain valve w/o black inset - 100278950





Ras

Compatibilities

**Size**

40 x 20 x 12 cm

SAP

100153728 (r) · 100153729 (l)

Size

61 x 54 x 12 cm

SAP

100153751

ONE

Unit One 40x20

100278911 (vulcano grey)

100289433 (white)

RAS

Unit Ras 61

100154311 (white)

100154312 (black)

100154314 (beige)

100193354 (natural walnut)

100221575 (natural walnut + mirror)



Size
80 x 54 x 12 cm

SAP
100153752

RAS

Unit Ras 80
 100154315 (white)
 100154316 (black)
 100154318 (beige)
 100193356 (natural walnut)
 100221581 (natural walnut + mirror)



Size
110 x 54 x 12 cm

SAP
100153761

RAS

Unit Ras 110
 100154307 (white)
 100154308 (black)
 100154310 (beige)
 100193368 (natural walnut)
 100221580 (natural walnut + mirror)

Unit Ras 110 (80+30)
 100298496 (natural walnut)



Size
110 x 54 x 12 cm · right

SAP
100153762

RAS

Unit Ras 110
 100154307 (white)
 100154308 (black)
 100154310 (beige)
 100193368 (natural walnut)
 100221580 (natural walnut + mirror)

Unit Ras 110 (80+30)
 100298496 (natural walnut)



Size
110 x 54 x 12 cm · left

SAP
100153763

RAS

Unit Ras 110
 100154307 (white)
 100154308 (black)
 100154310 (beige)
 100193368 (natural walnut)
 100221580 (natural walnut + mirror)

Unit Ras 110 (80+30)
 100298496 (natural walnut)



Size
152 x 54 x 12 cm

SAP
100153757

RAS

Unit Ras 152 (2x61+30)
 100298464 (natural walnut)



Size
160 x 54 x 12 cm

SAP
100153758

RAS

Unit Ras 152 (2x61+30)
 100298464 (natural walnut)

KRION SHELL

Krion Shell® is an Engineered Mineral Composite developed by Krion Porcelanosa Group, comprising two parts: a structural body consisting mainly of minerals (dolomites) bonded with Eco Resin, and a solid and homogeneous outer layer also consisting of mineral (ATH) and resin. Most of the base body of Krion Shell® consists of minerals that are abundant in the earth (dolomite).

An Eco Resin made from plastic waste is used to bind the minerals together. By using recycled PET, waste is given a new life, minimising the consumption of the earth's resources.





Uses at least 5% of plastic waste in its overall composition

SCS Global Service, a leading independent North American environmental certification body, verifies and guarantees that all certified Krion Shell® products contain a minimum of 5% of plastic waste in their overall composition, thus ensuring a more sustainable and environmentally friendly production.





One

Functional design that
simplifies cleaning and
prevents splashing

ONE WORKTOP

Worktop made of gloss finish Krion Shell®

Size

110 x 50 x 16.6 cm

SAP

100277933

One, made up of various worktops and washbasins, stands out for its straight lines and the predominance of square shapes throughout its structure.

Its minimalist design is enhanced by the possibility of adding a black metal structure to the worktops, or a unit in Vulcano Grey or White, which stands out for its large soft-close drawer and its large metal handle.

Made with Krion Shell® technology, the One series has a practically imperceptible perimeter ridge that promotes hygiene and prevents splashing, simplifying cleaning and maintenance.





1

2

3

① ONE MIRROR

Mirror with light frame

Size
35 x 100 cm

SAP
100278896

② ONE WORKTOP

Gloss finish Krypton Shell® worktop

Size
80 x 50 x 16.6 cm

SAP
100276123

③ ONE TOWEL RACK

Chrome finish metal towel rack

Size
80 cm

SAP
100278879

*** EXTRAS**

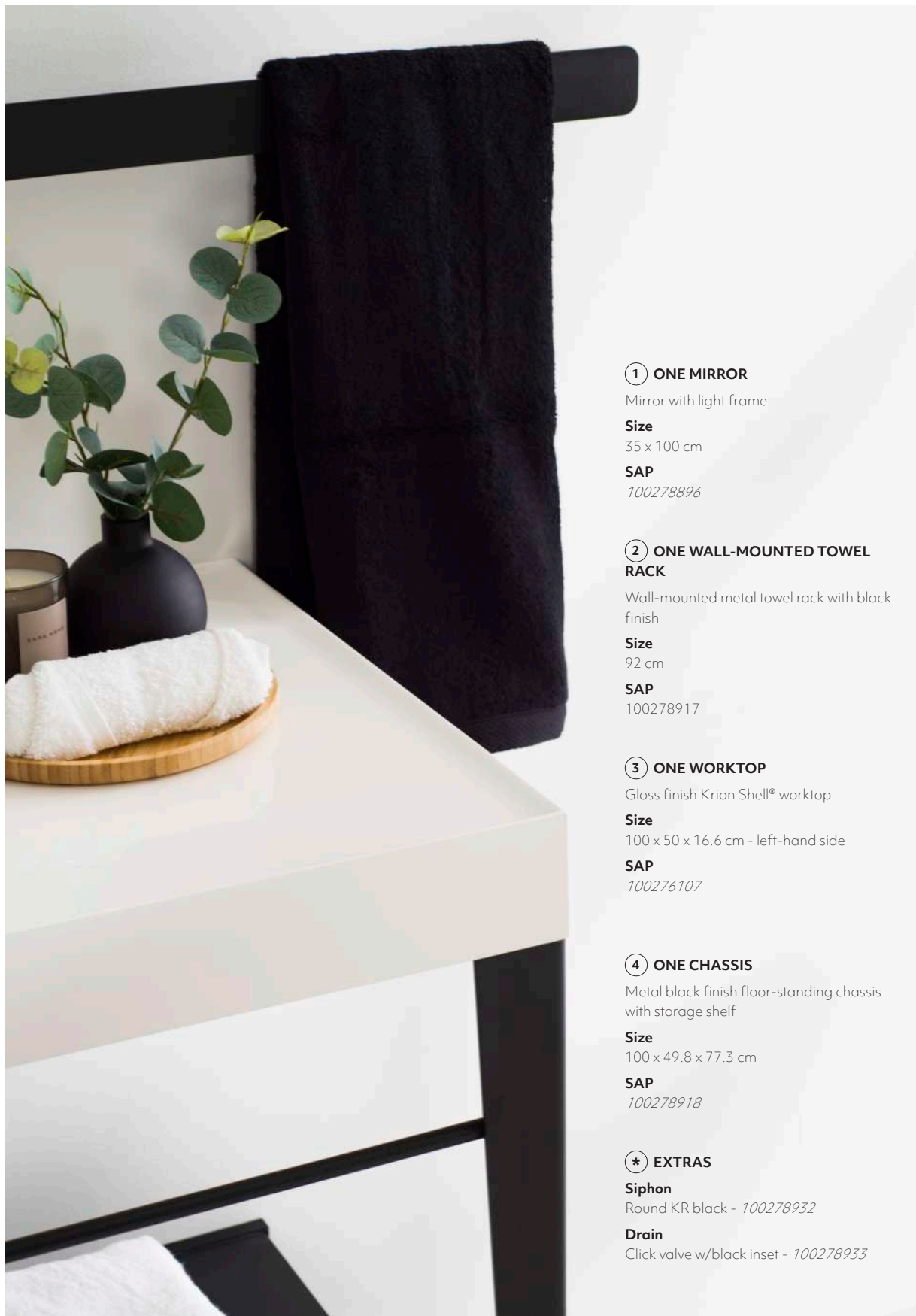
Siphon

Square KR chrome - 100106046

Drain

Click valve w/chrome inset - 100106052





① ONE MIRROR

Mirror with light frame

Size

35 x 100 cm

SAP

100278896

② ONE WALL-MOUNTED TOWEL RACK

Wall-mounted metal towel rack with black finish

Size

92 cm

SAP

100278917

③ ONE WORKTOP

Gloss finish Krion Shell® worktop

Size

100 x 50 x 16.6 cm - left-hand side

SAP

100276107

④ ONE CHASSIS

Metal black finish floor-standing chassis with storage shelf

Size

100 x 49.8 x 77.3 cm

SAP

100278918

*** EXTRAS**

Siphon

Round KR black - 100278932

Drain

Click valve w/black inset - 100278933



1

2

3



1 PURE MIRROR

Frameless mirror with polished edge

Size

Ø82 cm

SAP

100222108

2 ONE WORKTOP

Matt finish Krion Shell® worktop

Size

100 x 50 x 16.6 cm - right-hand side

SAP

100276125

3 ONE UNIT

Soft-close vulcano grey colour drawer with metal handle

Size

100 x 50 x 35 cm

SAP

100277849


*** EXTRAS**

Siphon

Round KR black - 100278932

Drain

Click valve w/black inset - 100278933







① ONE MIRROR

Mirror with light frame

Size

35 x 100 cm

SAP

100278896

② ONE WORKTOP

Gloss finish Krion Shell® worktop

Size

150 x 50 x 16.6 cm - double basin

SAP

100276099

③ SMART UNIT

Unit in ash oak with large pull-out drawers

Size

150 x 50 x 55 cm

SAP

100234862

*** EXTRAS**

Siphon

Space saver w/chrome drain - 100278927



① NEST MIRROR

Mirror in white with anti-fogging system and dimmer to regulate the light intensity

Size

120 x 70 x 4,5 cm

SAP

100243329

② ONE WORKTOP

Matt finish Krion Shell® worktop

Size

120 x 50 x 16.6 cm - double basin

SAP

100276133

③ NEST UNIT

White lacquered drawer with black finish metal handle

Size

120 x 50 x 40 cm

SAP

100242989

*** EXTRAS**

Siphon

Round KR black - 100278932

Drain

Click valve w/black inset - 100278933

Trim

D25 black - 100279136





① PURE MIRROR

Frameless mirror with polished edge

Size

Ø82 cm

SAP

100222108

② ONE WORKTOP

Gloss finish Krión Shell® worktop

Size

110 x 50 x 16.6 cm

SAP

100277933

③ WAVE UNIT

Walnut wood drawer inspired by the undulating waves of the sea

Size

110 x 50 x 40 cm

SAP

100278215

*** EXTRAS**

Siphon

Square KR chrome - 100106046

Drain

Click valve w/chrome inset - 100106052







① **PURE MIRROR**

Frameless mirror with polished edge

Size

Ø82 cm

SAP

100222108

② **ONE WORKTOP**

Gloss finish Krypton Shell® worktop

Size

80 x 50 x 16.6 cm

SAP

100276123

③ **NATURAL UNIT**

Large-capacity soft-close walnut-finish drawer

Size

80 x 50 x 25.5 cm

SAP

100298462

④ **K LADDER**

Fixed-height wall-mounted ladder with 5 rungs and the option of shelves

Size

50 x 39 x 180 cm

SAP

100193355

* **EXTRAS**

Siphon

Round KR chrome - 100106048

Drain

Click valve w/chrome inset - 100106052

One

Compatibilities

**Size**

40 x 20 x 16.7 cm

SAP

100276110 (gloss) - 100276078 (matt) - right
100276092 (gloss) - 100276093 (matt) - left

ONE

Unit One 40x20

100278911 (vulcano grey)
100289433 (white)

**Size**

40 x 40 x 16.7 cm

SAP

100276079 (gloss) - 100276112 (matt)

ONE

Unit One 40x40

100278872 (vulcano grey)
100289472 (white)

**Size**

61 x 50 x 16.7 cm

SAP

100276105 (gloss) - 100276077 (matt)

NEST

Unit Nest 61

100243024 (white)
100243007 (black)

SMART

Unit Smart 61 2C

100256593 (taupe-coloured oak)
100256465 (ash-coloured oak)
100264543 (deep blue)
100264541 (beige)
100292433 (white)

ONE

Unit One 61

100277875 (vulcano grey)
100289460 (white)

Chassis One 61

100278928

NATURAL


Unit Natural 60 2C

100298463 (walnut origin)
100298514 (oak med.)



Size
80 x 50 x 16.7 cm

SAP
100276106 (gloss) - 100276122 (matt)



Size
61 x 50 x 16.6 cm

SAP
100276132 (gloss) - 100276115 (matt)



Size
80 x 50 x 16.6 cm

SAP
100276123 (gloss) - 100276124 (matt)

NEST

Unit Nest 80
100243053 (white)
100243013 (black)

WAVE

Unit Wave 61
100278207 (black walnut)
100278240 (mist oak)

WAVE

Unit Wave 80
100278208 (black walnut)
100278222 (mist oak)

SMART

Unit Smart 80 1C
100233239 (taupe-coloured oak)
100233226 (ash-coloured oak)
100292404 (white)

NEST

Unit Nest 61
100243024 (white)
100243007 (black)

NEST

Unit Nest 80
100243053 (white)
100243013 (black)

Unit Smart 80 2C
100233237 (taupe-coloured oak)
100233218 (ash-coloured oak)
100253785 (deep blue)
100264499 (beige)
100292399 (white)

SMART

Unit Smart 61 2C
100256593 (taupe-coloured oak)
100256465 (ash-coloured oak)
100264543 (deep blue)
100264541 (beige)
100292433 (white)

SMART

Unit Smart 80 1C
100233239 (taupe-coloured oak)
100233226 (ash-coloured oak)
100292404 (white)

Unit Smart 80 2C
100233237 (taupe-coloured oak)
100233218 (ash-coloured oak)
100253785 (deep blue)
100264499 (beige)
100292399 (white)

ONE

Unit One 80
100277911 (vulcano grey)
100289452 (white)

ONE

Unit One 61
100277875 (vulcano grey)
100289460 (white)

ONE

Unit One 80
100277911 (vulcano grey)
100289452 (white)

NATURAL

Unit Natural 80 1C
100298462 (walnut origin)
100298481 (oak med.)

NATURAL

Unit Natural 60 2C
100298463 (walnut origin)
100298514 (oak med.)

Chassis One 80
100278929

NATURAL

Unit Natural 80 1C
100298462 (walnut origin)
100298481 (oak med.)

Unit Natural 80 2C
100298490 (walnut origin)
100298500 (oak med.)

One

Compatibilities

**Size**

100 x 50 x 16.6 cm

SAP

100276114 (gloss) - 100276115 (matt)

ONE

Unit One 100

100277849 (vulcano grey)

100289419 (white)

Chassis One 100

100278918

**Size**

100 x 50 x 16.6 cm - left-hand side

SAP

100276107 (gloss) - 100276113 (matt)

ONE

Unit One 100

100277849 (vulcano grey)

100289419 (white)

Chassis One 100

100278918

NATURAL

Unit Natural 80 1C

100298462 (walnut origin)

100298481 (oak med.)

Unit Natural 80 2C

100298490 (walnut origin)

100298500 (oak med.)

**Size**

100 x 50 x 16.6 cm - right-hand side

SAP

100276098 (gloss) - 100276125 (matt)

ONE

Unit One 100

100277849 (vulcano grey)

100289419 (white)

Chassis One 100

100278918

NATURAL

Unit Natural 80 1C

100298462 (walnut origin)

100298481 (oak med.)

Unit Natural 80 2C

100298490 (walnut origin)

100298500 (oak med.)

**Size**

110 x 50 x 16.6 cm

SAP

100277933 (gloss) - 100277894 (matt)

WAVE

Unit Wave 110

100278215 (black walnut)

100278217 (mist oak)

SMART

Unit Smart 110 2C - left

100233253 (taupe-coloured oak)

100233270 (ash-coloured oak)

100292440 (white)

Unit Smart 110 2C - right

100233245 (taupe-coloured oak)

100233219 (ash-coloured oak)

100292405 (white)

ONE

Unit One 110

100277892 (vulcano grey)

100289428 (white)

Chassis One 110

100278919

**Size**

120 x 50 x 16.6 cm

SAP

100276108 (gloss) - 100276133 (matt)

NEST

Unit Nest 120

100242989 (white)

100242949 (black)

ONE

Unit One 120

100277910 (vulcano grey)

100289461 (white)

Chassis One 120

100278935

NATURAL

Unit Natural 60 2C

100298463 (walnut origin)

100298514 (oak med.)

**Size**

150 x 50 x 16,6 cm

SAP

100276099 (gloss) - 100276134 (matt)

WAVE

Unit Wave 150

100278196 (black walnut)

100278233 (mist oak)

SMART

Unit Smart 150 2C

100234871 (taupe-coloured oak)

100234890 (ash-coloured oak)

100292397 (white)

Unit Smart 150 4C

100234891 (taupe-coloured oak)

100234862 (ash-coloured oak)

100292425 (white)

ONE

Unit One 150

100277876 (vulcano grey)

100289462 (white)

Chassis One 150

100279010



Spirit

Ethereal design, able to withstand any pace of life

SPIRIT WORKTOP

Matt finish Krion Shell® worktop

Size

80 x 50 x 14.7 cm

SAP

100290191

Spirit, worktop with built-in washbasin with a minimalist look, made with Krion Shell® technology that guarantees excellent quality and durability. Krion presents a range of worktops available in: 61, 80, 100, 110, 120 and 150 cm, with a thickness of just 15 millimetres. All these formats are available in White and in Gloss and Matt finishes.

In addition, this series is compatible with units from the Smart, One and Wave series. The Spirit series has a floor structure available in matt black. It incorporates a lower shelf lacquered in White to increase the storage capacity of the bathroom.



① **LITE MIRROR**

Mirror with polished edge

Size

60 x 70 cm

SAP

100297346

② **SPIRIT WORKTOP**

Gloss finish Krypton Shell® worktop

Size

80 x 50 x 14,7 cm - left-hand side

SAP

100290187

③ **SPIRIT CHASSIS**

Metal chassis with storage shelf and towel rail

Size

80 x 50 x 85.5 cm

SAP

100297981

* **EXTRAS**

Siphon



Round KR black - 100278932

Drain

Click valve w/black inset - 100278933

Trim

D25 black - 100279136





1 PURE MIRROR

Frameless mirror with polished edge

Size

Ø82 cm

SAP

100222108

2 SPIRIT WORKTOP

Gloss finish Krión Shell® worktop

Size

61 x 50 x 14.7 cm

SAP

100289925

3 SMART UNIT

Unit in beige lacquered wood with large pull-out drawers

Size

61 x 50 x 55 cm

SAP

100264541

*** EXTRAS**

Siphon

Square KR chrome - 100106046


Drain

Click valve w/chrome inset - 100106052









① PURE MIRROR

Frameless mirror with polished edge

Size

Ø82 cm

SAP

100222108

② SPIRIT WORKTOP

Gloss finish Krypton Shell® worktop

Size

61 x 50 x 14.7 cm

SAP

100289925

③ WAVE UNIT

Oak wood drawer inspired by the undulating waves of the sea

Size

61 x 50 x 40 cm

SAP

100278240

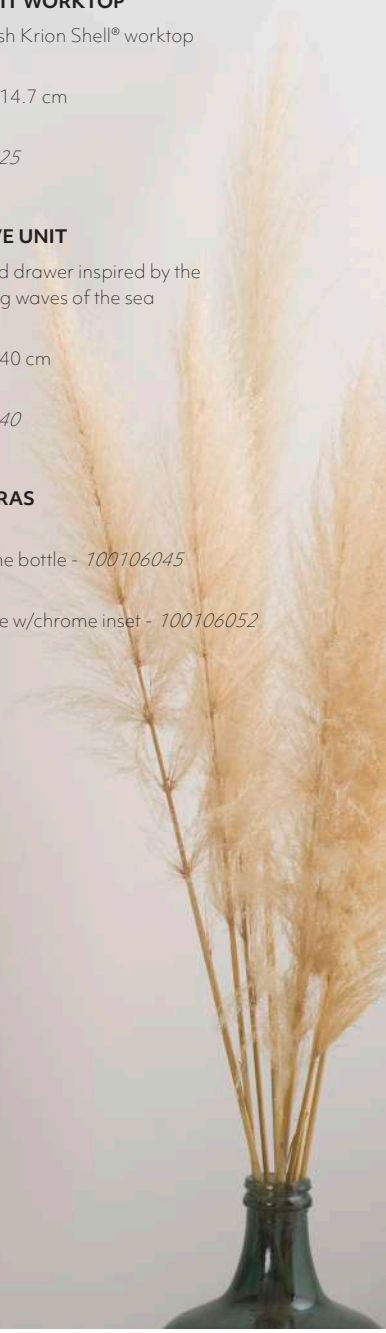

*** EXTRAS**

Siphon

KR chrome bottle - 100106045

Drain

Click valve w/chrome inset - 100106052



① ARO AIR MIRROR

Mirror with black finish frame

Size

Ø60 x 3 cm

SAP

100267566

② SPIRIT WORKTOP

Gloss finish Krión Shell® worktop

Size

61 x 50 x 14.7 cm

SAP

100289925

③ NATURAL UNIT

Suspended walnut finish soft-close drawer

Size

60 x 50 x 25.5 cm

SAP

100278215


* EXTRAS

Siphon

Square KR chrome - 100106046

Drain

Click valve w/chrome inset - 100106052





1 ONE MIRROR

Mirror with light frame

Size

35 x 100 cm

SAP

100278896

2 SPIRIT WORKTOP

Gloss finish Krion Shell® worktop

Size

120 x 50 x 14.7 cm

SAP

100290190

3 ONE UNIT

Soft-close vulcano grey colour drawer with metal handle

Size

120 x 50 x 35 cm

SAP

100277910

4 ARO AIR TOWEL RACK

Ceiling-mounted towel rack with black metal finish

Size

Ø25 x 115 - Ø50 x 115 cm

SAP

100267615 - 100267631

5 ARO BATHTUB

Krion® Solid bathtub based on semicircular shapes

Size

195 x 80 x 50 cm

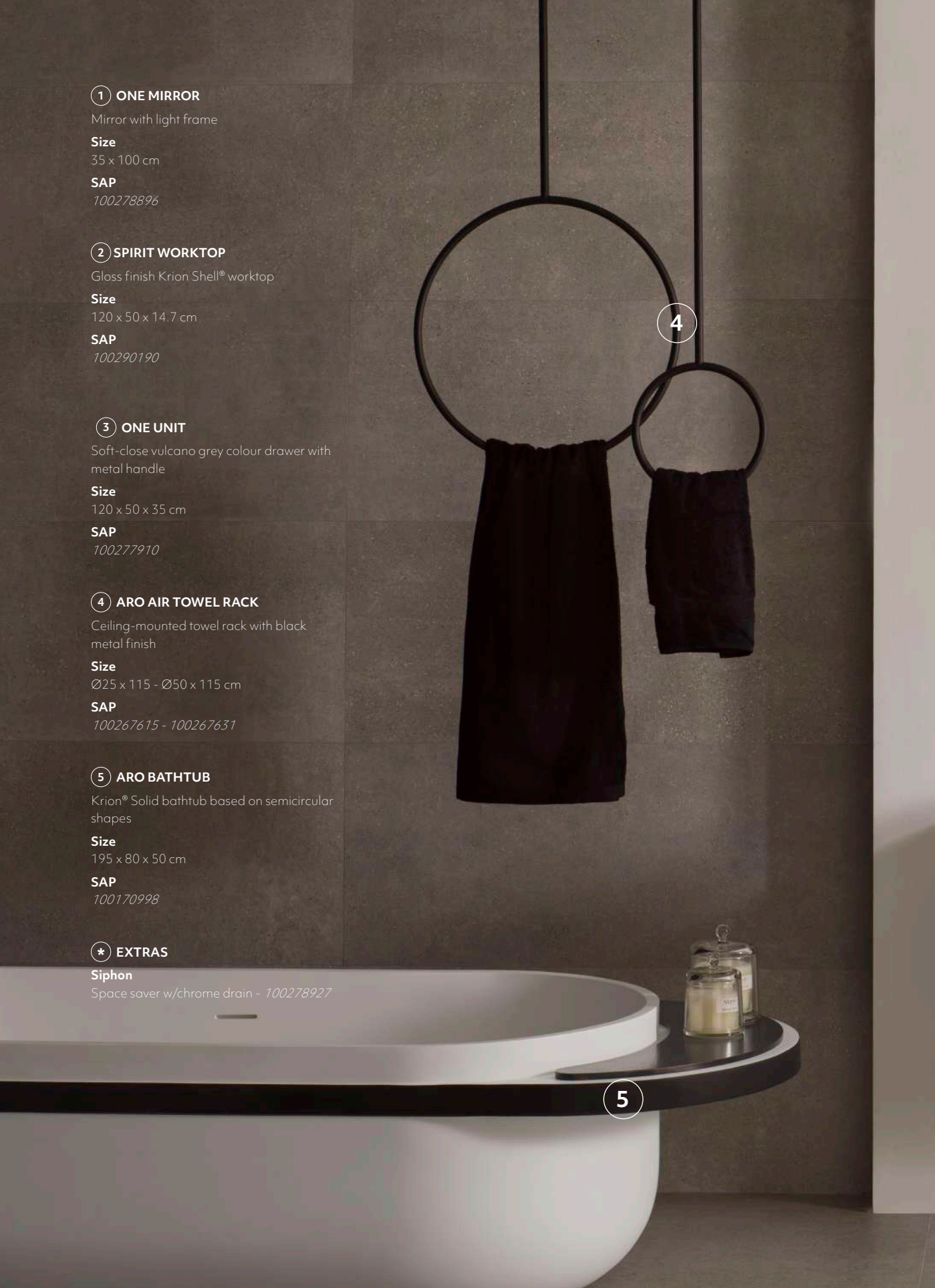
SAP

100170998

*** EXTRAS**

Siphon

Space saver w/chrome drain - 100278927





Spirit

Compatibilities



Size
61 x 50 x 14.7 cm

SAP

100289925 (gloss) - 100289919 (matt)

SPIRIT

Chassis Spirit 61
100297948

WAVE

Unit Wave 61
100278207 (black walnut)
100278240 (mist oak)

SMART

Unit Smart 61 2C
100256593 (taupe-coloured oak)
100256465 (ash-coloured oak)
100264543 (deep blue)
100264541 (beige)
100292433 (white)

ONE

Unit One 61
100277875 (vulcano grey)
100289460 (white)

NATURAL

Unit Natural 60 2C
100298463 (walnut origin)
100298514 (oak med.)



Size
80 x 50 x 14.7 cm

SAP

100290200 (gloss) - 100290191 (matt)

SPIRIT

Chassis Spirit 80
100297981

WAVE

Unit Wave 80
100278208 (black walnut)
100278222 (mist oak)

SMART

Unit Smart 80 1C
100233239 (taupe-coloured oak)
100233226 (ash-coloured oak)
100292404 (white)

Unit Smart 80 2C
100233237 (taupe-coloured oak)
100233218 (ash-coloured oak)
100253785 (deep blue)
100264499 (beige)
100292399 (white)

ONE

Unit One 80
100277911 (vulcano grey)
100289452 (white)

NATURAL

Unit Natural 80 1C
100298462 (walnut origin)
100298481 (oak med.)

Unit Natural 80 2C
100298490 (walnut origin)
100298500 (oak med.)



Size

80 x 50 x 14.7 cm - left-hand side

SAP

100290187 (gloss) - 100289898 (matt)

SPIRIT

Chassis Spirit 80

100297981

ONE

Unit One 80

100277911 (vulcano grey)

100289452 (white)



Size

80 x 50 x 14.7 cm - right-hand side

SAP

100290186 (gloss) - 100289899 (matt)

SPIRIT

Chassis Spirit 80

100297981

ONE

Unit One 80

100277911 (vulcano grey)

100289452 (white)



Size

100 x 50 x 14.7 cm

SAP

100294683 (gloss) - 100294707 (matt)

SPIRIT

Chassis Spirit 100

100297939

ONE

Unit One 100

100277849 (vulcano grey)

100289419 (white)

Spirit

Compatibilities

**Size**

100 x 50 x 14,7 cm - left-hand side

SAP

100294731 (gloss) - 100294648 (matt).

SPIRIT

Chassis Spirit 100

100297939

ONE

Unit One 100

100277849 (vulcano grey)

100289419 (white)

**Size**

100 x 50 x 14.7 cm - right-hand side

SAP

100294721 (gloss) - 100294730 (matt)

SPIRIT

Chassis Spirit 100

100297939

ONE

Unit One 100

100277849 (vulcano grey)

100289419 (white)



Size

110 x 50 x 14.7 cm

SAP

100294715 (gloss) - 100294708 (matt)

SPIRIT

Chassis Spirit 110

100297957

WAVE

Unit Wave 110

100278215 (black walnut)

100278217 (mist oak)

ONE

Unit One 110

100277892 (vulcano grey)

100289428 (white)



Size

120 x 50 x 14.7 cm

SAP

100290190 (gloss) - 100290185 (matt)

SPIRIT

Chassis Spirit 120

100297970

ONE

Unit One 120

100277910 (vulcano grey)

100289461 (white)

Chassis One 120

100278935

NATURAL

Unit Natural 60 2C

100298463 (walnut origin)

100298514 (oak med.)



Size

150 x 50 x 14.7 cm

SAP

100294722 (gloss) - 100294714 (matt)

SPIRIT

Chassis Spirit 150

100297927

WAVE

Unit Wave 150

100278196 (black walnut)

100278233 (mist oak)

SMART

Unit Smart 150 2C

100234871 (taupe-coloured oak)

100234890 (ash-coloured oak)

100292397 (white)

Unit Smart 150 4C

100234891 (taupe-coloured oak)

100234862 (ash-coloured oak)

100292425 (white)

ONE

Unit One 150

100277876 (vulcano grey)

100289462 (white)



Vibron

Natural Top

The first Krion Shell®
worktop with an
embossed texture

NATURAL TOP WORKTOP

Krion Shell® worktop with graphite finish
and rock texture

Size

80 x 50 x 3 cm

SAP

100298378

This new Krion Shell® worktop is presented in its lightest format. With a thickness of just 3 cm, it offers great resistance to daily use, maintaining a balance between functionality and aesthetics with its rock-like texture. Its light appearance enhances the visual impact in small to medium sized bathrooms.

1

1 PURE MIRROR

Mirror with black metal frame

Size

145 x 82 cm

SAP

100222144

2 NATURAL TOP WORKTOP

Krion Shell® worktop with graphite finish and rock texture

Size

150 x 50 x 3 cm

SAP

100298450

*** EXTRAS**

Siphon

Round KR black - 100278932

Drain

Drain valve w/o black inset - 100278950

Chassis


Smart for installation - 100243190

2









1 MOON MIRROR

Mirror with TOUCH sensor for switching the lighting on and off, and anti-fogging system

Size

Ø82 cm

SAP

100298369

2 NATURAL TOP WORKTOP

Krion Shell® worktop with graphite finish and rock texture

Size

80 x 50 x 3 cm

SAP

100298378

3 NATURAL UNIT

Large capacity soft-close drawer with oak finish

Size

80 x 50 x 55 cm

SAP

100298500


*** EXTRAS**

Siphon

Square KR chrome - 100106046

Drain

Drain valve w/o chrome inset - 100106053



① LITE PLUS MIRROR

Mirror with polished edge, lighting and anti-fogging system

Size

80 x 70 cm

SAP

100297442

② NATURAL TOP WORKTOP

Krion Shell® worktop with white finish and rock texture

Size

80 x 50 x 3 cm

SAP

100298442

③ ALMOND BATHTUB

Krion® Solid bathtub

Size

180 x 95 cm

SAP

100077261

* EXTRAS

Siphon


Round KR chrome - 100106048

Drain

Drain valve w/o chrome inset - 100106053

Chassis

Smart for installation - 100243190



Natural Top

Compatibilities



Size

80 x 50 x 3 cm

SAP

100298442 (white) - 100298378 (graphite)

WAVE

Unit Wave 80

100278208 (black walnut)

100278222 (mist oak)

NEST

Unit Nest 80

100243053 (white)

100243013 (black)

SMART

Unit Smart 80 1C

100233239 (taupe-coloured oak)

100233226 (ash-coloured oak)

100292404 (white)

Unit Smart 80 2C

100233237 (taupe-coloured oak)

100233218 (ash-coloured oak)

100253785 (deep blue)

100264499 (beige)

100292399 (white)

ONE

Unit One 80

100277911 (vulcano grey)

100289452 (white)

NATURAL

Unit Natural 80 1C

100298462 (walnut origin)

100298481 (oak med.)

Unit Natural 80 2C

100298490 (walnut origin)

100298500 (oak med.)

Unit Natural 80 Suspended

100298502 (walnut origin)

100298473 (oak med.)



Size

150 x 50 x 3 cm

SAP

100298396 (white) - 100298450 (graphite)

WAVE

Unit Wave 150

100278196 (black walnut)

100278233 (mist oak)

SMART

Unit Smart 150 2C

100234871 (taupe-coloured oak)

100234890 (ash-coloured oak)

100292397 (white)

Unit Smart 150 4C

100234891 (taupe-coloured oak)

100234862 (ash-coloured oak)

100292425 (white)

ONE

Unit One 150

100277876 (vulcano grey)

100289462 (white)

NATURAL

Unit Natural 75 1C

100298495 (walnut origin)

100298474 (oak med.)

Unit Natural 75 2C

100298503 (walnut origin)

100298480 (oak med.)

Unit Natural 75 Suspended

100298501 (walnut origin)

100298510 (oak med.)



Natural

Worktop with 12 cm
functional panel and
rock texture

NATURAL WORKTOP

Krion Shell® worktop with white finish and
rock texture

Size

80 x 50 x 12 cm

SAP

100298435

With a thickness of 12 cm, this Natural worktop model offers 2 options: a continuous panel that maintains the uniformity of the rock texture throughout its front, or the installation of a towel rack by opening a hole in the panel, providing extra space in the bathroom.

① **MOON MIRROR**

Mirror with TOUCH sensor for switching the lighting on and off, and anti-fogging system

Size

55 x 82 cm

SAP

100293324

② **NATURAL WORKTOP**

Krion Shell® worktop with graphite finish and rock texture

Size

110 x 50 x 12 cm - left-hand side

SAP

100298454

③ **NATURAL UNIT**

Oak finish wall unit, consisting of 80 mm drawer and 30 mm drawer

Size

80 x 50 x 25.5 cm - 30 x 50 x 25.5 cm

SAP

100298473 - 100298491

* **EXTRAS**

Siphon

Round KR chrome - 100106048

Drain

Drain valve w/o chrome inset - 100106053





1

2

3



1

2

3



① MOON MIRROR

Mirror with TOUCH sensor for switching the lighting on and off, and anti-fogging system

Size

55 x 82 cm

SAP

100293324

② NATURAL WORKTOP

Krion® Shell worktop with white finish and rock texture

Size

80 x 50 x 12 cm - towel rack

SAP

100298434

③ NATURAL UNIT

Wall-mounted soft-close drawer with oak finish

Size

80 x 50 x 25.5 cm

SAP

100298473

* EXTRAS

Siphon

Round KR chrome - 100106048

Drain

Drain valve w/o chrome inset - 100106053

① MOON MIRROR

Mirror with TOUCH sensor for switching the lighting on and off, and anti-fogging system

Size

Ø82 cm

SAP

100298369

② NATURAL WORKTOP

Krion® Shell worktop with white finish and rock texture

Size

80 x 50 x 12 cm

SAP

100298435

③ NATURAL UNIT

Large capacity soft-close drawer with walnut finish

Size

80 x 50 x 25.5 cm

SAP

100298462

*** EXTRAS**

Siphon

Round KR chrome - 100106048

Drain

Drain valve w/o chrome inset - 100106053





Natural

Compatibilities



Size

80 x 50 x 12 cm

SAP

100298435 (white) - 100298451 (graphite)

WAVE

Unit Wave 80

100278208 (black walnut)

100278222 (mist oak)

NEST

Unit Nest 80

100243053 (white)

100243013 (black)

SMART

Unit Smart 80 1C

100233239 (taupe-coloured oak)

100233226 (ash-coloured oak)

100292404 (white)

Unit Smart 80 2C

100233237 (taupe-coloured oak)

100233218 (ash-coloured oak)

100253785 (deep blue)

100264499 (beige)

100292399 (white)

ONE

Unit One 80

100277911 (vulcano grey)

100289452 (white)

NATURAL

Unit Natural 80 1C

100298462 (walnut origin)

100298481 (oak med.)

Unit Natural 80 2C

100298490 (walnut origin)

100298500 (oak med.)

Unit Natural 80 Suspended

100298502 (walnut origin)

100298473 (oak med.)



Size

110 x 50 x 12 cm - left-hand side

SAP

100298379 (white) - 100298454 (graphite)

WAVE

Unit Wave 110

100278215 (black walnut)

100278217 (mist oak)

SMART

Unit Smart 110 1C · left

100233254 (taupe-coloured oak)

100233264 (ash-coloured oak)

100253783 (deep blue)

100274462 (beige)

100292421 (white)

Unit Smart 110 2C · left

100233253 (taupe-coloured oak)

100233270 (ash-coloured oak)

100292440 (white)

ONE

Unit One 110

100277892 (vulcano grey)

100289428 (white)

NATURAL

Unit Natural 110 1C (80+30)

100298462 · 100298428 (walnut origin)

100298481 · 100298482 (oak med.)

Unit Natural 110 2C (80+30)

100298490 · 100298512 (walnut origin)

100298500 · 100298513 (oak med.)

Unit Natural 110 (80+30) Suspended

100298502 · 100298459 (walnut origin)

100298473 · 100298491 (oak med.)



Size
110 x 50 x 12 cm - right-hand side

SAP
100298397 (white) - 100298452 (graphite)

WAVE

Unit Wave 110
100278215 (black walnut)
100278217 (mist oak)

SMART

Unit Smart 110 1C · right
100233238 (taupe-coloured oak)
100233263 (ash-coloured oak)
100253795 (deep blue)
100274425 (beige)
100292368 (white)

Unit Smart 110 2C · right
100233245 (taupe-coloured oak)
100233219 (ash-coloured oak)
100292405 (white)

ONE

Unit One 110
100277892 (vulcano grey)
100289428 (white)

NATURAL

Unit Natural 110 1C (80+30)
100298462 · 100298428 (walnut origin)
100298481 · 100298482 (oak med.)

Unit Natural 110 2C (80+30)
100298490 · 100298512 (walnut origin)
100298500 · 100298513 (oak med.)

Unit Natural 110 (80+30) Suspended
100298502 · 100298459 (walnut origin)
100298473 · 100298491 (oak med.)



Size
120 x 50 x 12 cm

SAP
100298432 (white) - 100298441 (graphite)

NEST

Unit Nest 120
100242989 (white)
100242949 (black)

ONE

Unit One 120
100277910 (vulcano grey)
100289461 (white)

NATURAL

Unit Natural 60 2C
100298463 (walnut origin)
100298514 (oak med.)

Unit Natural 60 Suspended
100298492 (walnut origin)
100298493 (oak med.)



Size
150 x 50 x 12 cm

SAP
100298419 (white) - 100298395 (graphite)

WAVE

Unit Wave 150
100278196 (black walnut)
100278233 (mist oak)

SMART

Unit Smart 150 2C
100234871 (taupe-coloured oak)
100234890 (ash-coloured oak)
100292397 (white)

Unit Smart 150 4C
100234891 (taupe-coloured oak)
100234862 (ash-coloured oak)
100292425 (white)

ONE

Unit One 150
100277876 (vulcano grey)
100289462 (white)

NATURAL

Unit Natural 75 1C
100298495 (walnut origin)
100298474 (oak med.)

Unit Natural 75 2C
100298503 (walnut origin)
100298480 (oak med.)

Unit Natural 75 Suspended
100298501 (walnut origin)
100298510 (oak med.)

Legal Notice: The images, texts and data are property of KRION SOLID SURFACE, S.A.U., with registered office at Carretera Vila-real - Puebla de Arenoso (CV-20), 12.540 Vila-real (Castellón). The company's express written consent is required for the use and dissemination, whether partial or total, of the aforementioned contents. KRION SOLID SURFACE, S.A.U. holds the exclusive rights of exploitation of such contents in any form, and in particular the rights of reproduction, distribution, public communication and transformation. All this material is protected by intellectual property legislation and its improper use may be subject to penalties, including criminal penalties.

KRION
PORCELANOSA Grupo