



KOLE series

KRION
PORCELANOSA BATHS

KOLE

Worktop with integrated minimalist style washbasin with stainless steel towel rail in two versions, front and corner, and a 70x50x10cm shelf.







1

Kole Worktop
150 x 50 cm · 10h · Right / KRION® Solid
Series One Unit
150 x 50 cm · 35h / White

2

Kole Worktop
150 x 50 cm · 10h · Left / KRION® Solid
Series Natural Unit
75 x 50 cm · 25,5h / Oak Mediterraneo

3

Kole Worktop
80 x 50 cm · 10h / KRION® Solid
Series Smart Unit
80 x 50 cm · 34,5h / Ash-coloured oak

4

Kole Worktop
150 x 50 cm · 10h / KRION® Solid
Series Wave Unit
150 x 50 cm · 38,5h / Black Walnut

5

Kole Worktop
61 x 50 cm · 10h / KRION® Solid

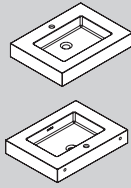


6

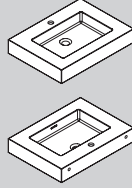
Kole Worktop
100 x 50 cm · 10h / KRION® Solid
Series One Unit
100 x 50 cm · 35h / Vulcano Grey

Technical information

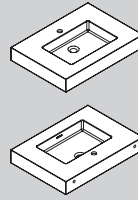
Worktop



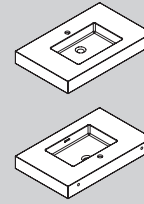
61 x 45 · 10h
24 x 17 ^{11/16"} · 3 ^{15/16"}h



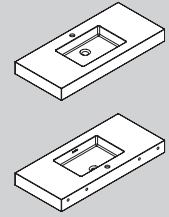
61 x 50 · 10h
24 x 19 ^{11/16"} · 3 ^{15/16"}h



70 x 50 · 10h
27 ^{9/16"} x 19 ^{11/16"} · 3 ^{15/16"}h



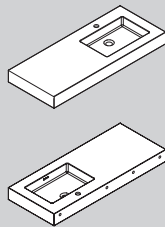
80 x 50 · 10h
31 ^{1/2"} x 19 ^{11/16"} · 3 ^{15/16"}h



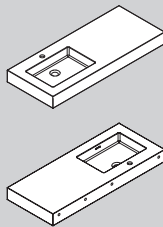
100 x 45 · 10h
39 ^{3/8"} x 17 ^{11/16"} · 3 ^{15/16"}h

Unit compatible:
Smart, Nest, Wave, One,
Natural and Ner Series

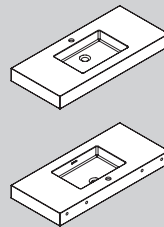
Unit compatible:
Smart, Nest, Wave, One,
Natural and Ner Series



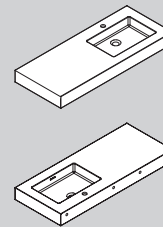
110 x 45 · 10h (right)
43 ^{5/16"} x 17 ^{11/16"} · 3 ^{15/16"}h



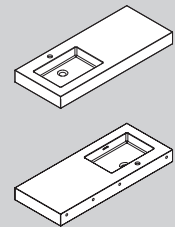
110 x 45 · 10h (left)
43 ^{5/16"} x 17 ^{11/16"} · 3 ^{15/16"}h



100 x 50 · 10h
39 ^{3/8"} x 19 ^{11/16"} · 3 ^{15/16"}h



110 x 50 · 10h (right)
43 ^{5/16"} x 19 ^{11/16"} · 3 ^{15/16"}h

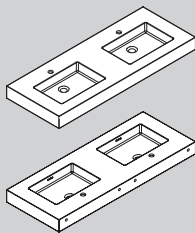


110 x 50 · 10h (left)
43 ^{5/16"} x 19 ^{11/16"} · 3 ^{15/16"}h

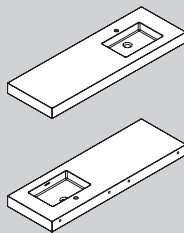
Unit compatible:
One and Ner Series

Unit compatible:
Smart, Wave, One
and Natural Series

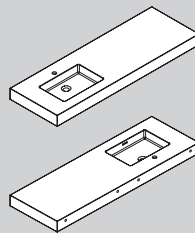
Unit compatible:
Smart, Wave, One
and Natural Series



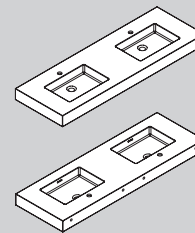
130 x 50 · 10h
51 ^{3/16"} x 19 ^{11/16"} · 3 ^{15/16"}h



150 x 50 · 10h (right)
59 ^{1/16"} x 19 ^{11/16"} · 3 ^{15/16"}h



150 x 50 · 10h (left)
59 ^{1/16"} x 19 ^{11/16"} · 3 ^{15/16"}h



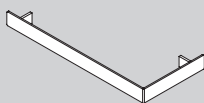
150 x 50 · 10h
59 ^{1/16"} x 19 ^{11/16"} · 3 ^{15/16"}h

Unit compatible:
Smart, Wave, One, Natural
and Ner Series

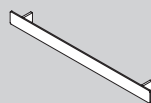
Unit compatible:
Smart, Wave, One, Natural
and Ner Series

Unit compatible:
Smart, Wave, One, Natural
and Ner Series

Towel rail



45 x 20 · 4,2h
17 ^{3/4"} x 7 ^{7/8"} · 1 ^{5/8"}h



52 x 4 · 4,2h
20 ^{1/2"} x 1 ^{9/16"} · 1 ^{5/8"}h

KRION
PORCELANOSA Grupo

Ctra. Vila-real - Puebla Arenoso (CV 20) Km 1
12540 Vila-real (Castellón) SPAIN
Tel.+34 964 50 64 64
www.krion.com / e-mail: krion@krion.com